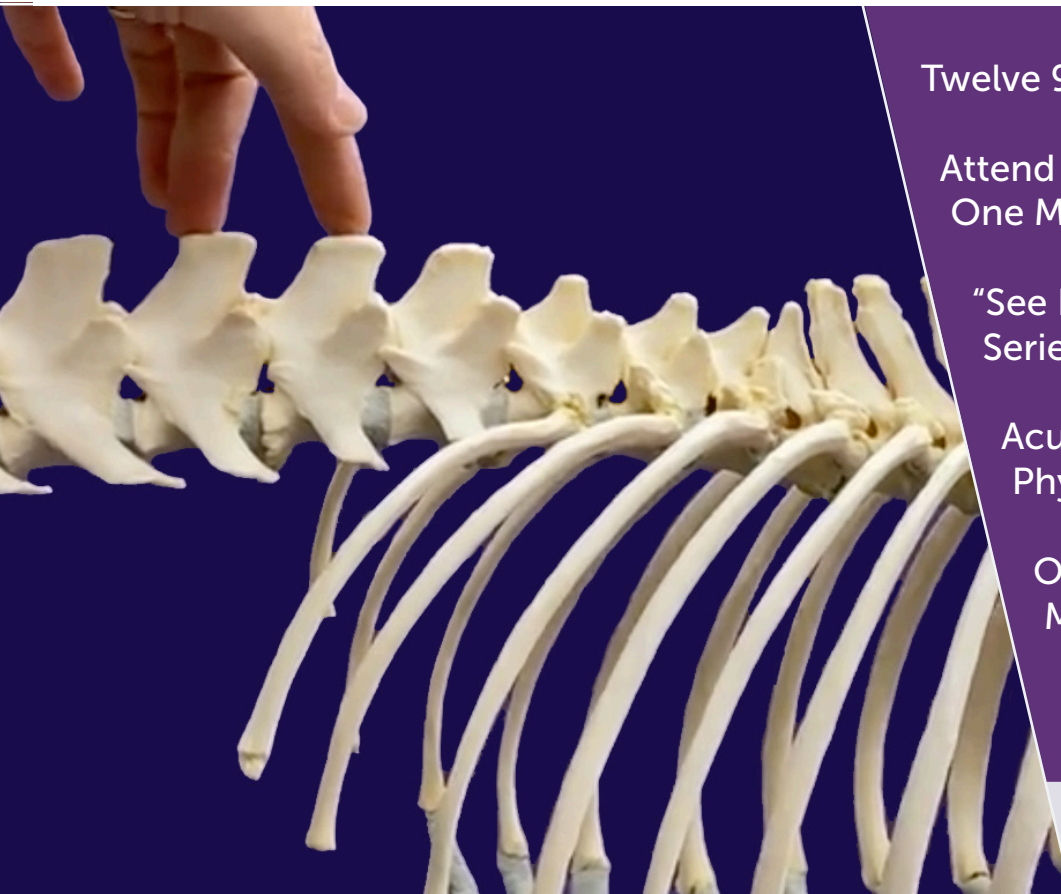


# MAV

## MASTER CLASS



Twelve 90-minute Master Classes

Attend Online, Live or Recorded with  
One Month Access and Assessments

"See It, Draw It, Feel It, Treat It™  
Series

Acupuncture Anatomy &  
Physiology

Observation, Palpation, &  
Multimodal Care

Learn from Leading Experts

1.5 CE Hours per session  
Online/Interactive

SEE WEBSITE FOR ADDITIONAL REGISTRATION INFORMATION AND COURSE FEES  
Presented and directed by Narda G. Robinson, DO, DVM, MS, FAAMA

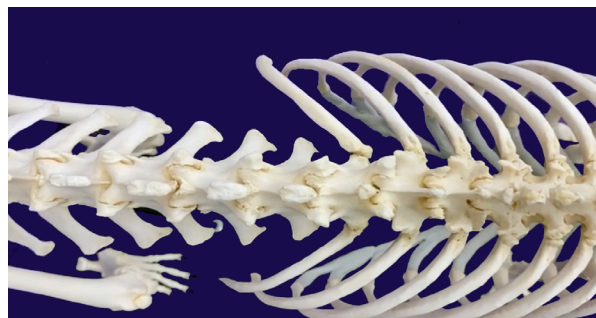


**CURACORE VET**

# 2021 MEDICAL ACUPUNCTURE FOR VETERINARIANS (MAV) MASTER CLASS

CuraCore VET proudly announces the 2021 Master Class, designed for graduates of the Medical Acupuncture for Veterinarians program, along with other veterinary acupuncture courses. If you've always thought that you need a step-by-step review of acupuncture anatomy and multimodal approaches, consider enrolling in this program.

Our brand new "See It, Draw It, Feel It, Treat It™" series takes you on a journey through the anatomy of acupuncture points and channels, interlacing transpositional features of canine acupuncture points and their comparative human origins.



## MAV Master Class Schedule

### Special Note about Dr. Narda Robinson's See It, Draw It, Feel It, Treat It™ Series

In this series, Dr. Robinson seeks to reinforce the fundamentals of acupuncture science by having students actively participate in the learning process. Better knowledge of anatomy leads to more astute palpation and a more inclusive grasp of patients' pain problems and functional challenges. We achieve these aims through a four-step sequence called See It, Draw It, Feel It, Treat It™. In "See It," Dr. Robinson instructs participants on the anatomic relationships of acupuncture points and channels, considering related nerves, vessels, muscles, and salient fascial elements. In "Draw It," learners "connect the dots," literally and figuratively, between neural, vascular, muscular, and fascial interconnections of acupuncture points and channels, using downloaded diagrams. "Feel It" calls on participants to locate and palpate structures of significance on their own body or that of a willing human or canine subject. "Treat It" presents scientific and evidence informed discussions of safe and effective approaches involving neuromodulation and connective tissue modification.

#### **January 21, 2021. Thursday. 9:00 am MT.**

**Title:** See It, Draw It, Feel It, Treat It™ – Anatomy Series, Thoracic Limb

**Presenter:** Narda G. Robinson, DO, DVM, MS, FAAMA

**Goal:** See above.

**Objective:** See above.

#### **February 23, 2021. Tuesday. 8:00 am MT.**

**Title:** "A Complicated Case Study" – Treating Patients with Multiple Problems

**Presenter:** Danielle Anderson, DVM, CCRP, cVMA. Many patients do not read the book and only present with one problem. How do we evolve our integrative medicine treatment plan when this happens?

**Goal:** Discuss acupuncture and integrative medicine for back pain, renal disease/insufficiency, osteoarthritis, and immune mediated polyarthritis.

**Objective:** Provide options for each condition, how we monitor improvement or response, how we manage clients as they navigate these problems, and discuss appropriate modalities for these conditions.

#### **March 21, 2021. Sunday. 2:00 pm MT.**

**Title:** Acupuncture and Internal Medicine

**Presenter:** Nancy Bureau, DVM, cVMA, with Dr. Narda Robinson

**Goal:** Attendees will be able to identify which internal medicine cases are likely to benefit from acupuncture, and which may not.

**Objective:** Integration of acupuncture for cystitis, Cushing's, hypothyroidism, hemorrhagic diarrhea, inflammatory bowel disease, and its limited benefit for hormonal urinary incontinence.

**April 15, 2021. Thursday. 9:00 am MT.**

**Title:** See It, Draw It, Feel It, Treat It™ – Anatomy Series, Pelvic Limb

**Presenter:** Narda G. Robinson, DO, DVM, MS, FAAMA

**Goal:** See above.

**Objective:** See above.

**May 13, 2021. Thursday. 9:00 am MT.**

**Title:** See It, Draw It, Feel It, Treat It™ – Anatomy Series, Neck and Back

**Presenter:** Narda G. Robinson, DO, DVM, MS, FAAMA

**Goal:** See above.

**Objective:** See above.

**June 22, 2021. Tuesday. 8:00 am MT.**

**Title:** The So-Called "Atypical Cruciate"

**Presenter:** Danielle Anderson, DVM, CCRP, cVMA.

**Goal:** Determine the true source of lameness and dysfunction underlying the condition some refer to as an "atypical cruciate."

**Objective:** Review stifle anatomy and some other causes of hind end lameness that are NOT cruciate tears, how they present, and treatment options.

**July 11, 2021. Sunday. 2:00 pm MT.**

**Title:** Integration of Acupuncture into General Practice

**Presenter:** Nancy Bureau, DVM, cVMA

**Goal:** Attendees will have tools to be able to integrate acupuncture into the general practice of veterinary medicine.

**Objective:** Learn scheduling, addition of this modality to practice, Q & A session.

**August 26, 2021. Thursday. 9:00 am MT.**

**Title:** See It, Draw It, Feel It, Treat It™ – Anatomy Series, Chest and Abdomen

**Presenter:** Narda G. Robinson, DO, DVM, MS, FAAMA

**Goal:** See above.

**Objective:** See above.

**September 24, 2021. Friday. 8:00 am MT.**

**Title:** Senior Integrative Medicine

**Presenter:** Danielle Anderson, DVM, CCRP, cVMA

**Goal:** Improve the care of senior pets with integrative medicine.

**Objective:** Discuss the modalities as options for seniors, as well as consider challenges and their potential solutions, designed specifically for the geriatric individual.

**October 21, 2021. Thursday. 9:00 am MT.**

**Title:** See It, Draw It, Feel It, Treat It™ – Anatomy Series, Pelvis and Tail

**Presenter:** Narda G. Robinson, DO, DVM, MS, FAAMA

**Goal:** See above.

**Objective:** See above.

**November 14, 2021. Sunday. 2:00 pm MT.**

**Title:** Acupuncture and Cancer in Veterinary Patients

**Presenter:** Nancy Bureau, DVM, cVMA

**Goal:** Attendees will be able to identify the reasons acupuncture should help cancer patients.

**Objective:** Become proficient in implementing acupuncture protocols for patients with cancer.

**December 9, 2021. Thursday. 9:00 am MT. 9:00 am MT.**

**Title:** See It, Draw It, Feel It, Treat It™ – Anatomy Series, Head (Craniofacial and Intracranial)

**Presenter:** Narda G. Robinson, DO, DVM, MS, FAAMA

**Goal:** See above.

**Objective:** See above.

**ADMISSION ELIGIBILITY** - Registrants must be a licensed veterinarian and a graduate of, or current enrollee in, the Medical Acupuncture for Veterinarians program or other acupuncture certifying program.

# MASTER THE ART OF ACUPUNCTURE

[curacore.org/vet/courses/acupuncture/](http://curacore.org/vet/courses/acupuncture/)

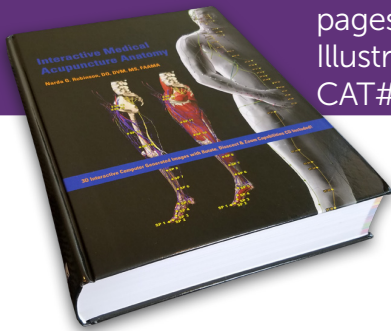
Highly recommended:

Dr. Robinson's human atlas - a monumental work that gives translational insight into the human acupuncture matrix from which the veterinary acupuncture points and channels derived their locations.

*Interactive Medical Acupuncture Anatomy*

By Narda G. Robinson, DO, DVM, MS, FAAMA

March 2, 2016 by Teton NewMedia - Reference 1215  
pages - 1051 Color & 1 B/W  
Illustrations ISBN 9781591610205 -  
CAT# N11696



**Narda G. Robinson, DO, DVM, MS, FAAMA**, is a leading authority on scientific integrative medicine from a One Health perspective, with over two decades of practicing, teaching, and writing about integrative medical approaches in both veterinary and human osteopathic medicine. Dr. Robinson is also the Founder, CEO, Lead Faculty, and Course Director for CuraCore VET -- the only veterinary educational institution that brings together knowledge and insights from both human and veterinary medicine.



In 1998, Dr. Robinson launched Colorado State University's first integrative medicine service and for eight years directed CSU's Center for Comparative and Integrative Pain Medicine. Dr. Robinson has taught a variety of popular, scientifically based continuing education courses, ranging from medical acupuncture and massage to botanical treatment and photomedicine. Dr. Robinson holds a Bachelor of Arts (AB) degree from Harvard/Radcliffe, a doctorate in osteopathic medicine (DO) from the Texas College of Osteopathic Medicine, and a doctorate in veterinary medicine (DVM) and master's degree in biomedical sciences (MS) from the Colorado State University College of Veterinary Medicine and Biomedical Sciences. She is a fellow within the American Academy of Medical Acupuncture (AAMA). She also serves on the American Board of Medical Acupuncture, the board-certifying organization for physician medical acupuncturists, and previously on the AAMA Board of Directors.

For More Information Contact:

Sharon Sherwood  
Education and Event Director, CuraCore® VET  
4007 Automation Way  
Fort Collins, CO 80525  
Sharon@CuraCore.org  
970.818.0851

## CuraCore.org



RACE approval pending



Approved as a New York State  
sponsor of continuing education  
for veterinarians and  
veterinary technicians