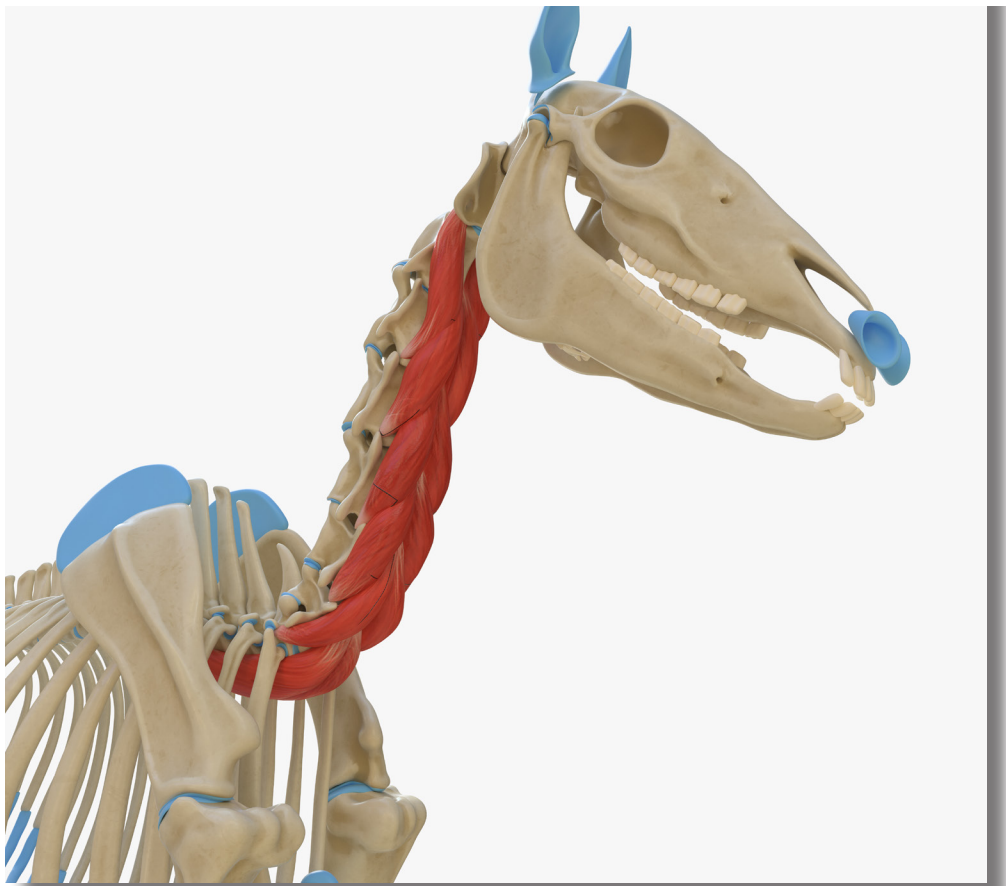


Myofascial Relationships of Acupuncture Points on the Equine Head and Neck



SEE WEBSITE FOR ADDITIONAL INFORMATION.
Narda G. Robinson, DO, DVM, MS, CRPM, FAAMA

4 CE Hours RACE/NYSED



ANATOMY IN CLAY
LEARNING SYSTEM

The Mind Cannot Forget What The Hands Have Learned.™

YOU'RE ALREADY TREATING THE EQUINE NECK. ISN'T IT TIME TO KNOW ITS ANATOMY?

ABOUT THE COURSE

The kinesthetic experience of sculpting muscles from clay and applying them to a skeleton makes anatomy "come alive". Sensorimotor awareness of where structures live and what they do transforms one's ability to perform myofascial palpation and derive meaningful insights.

This half-day in-person program focuses on acupuncture points of the equine head and neck and their myofascial relationships.


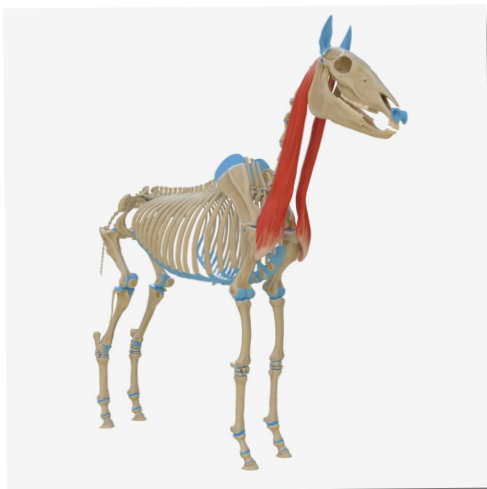
Students will build clay models of deep and superficial muscles and identify acupuncture points based on anatomic designations. Throughout the process, we reinforce structure-function connections, linking anatomical features with indications and actions for each acupuncture point.

COURSE SPECIFICS

Presenters: Narda G. Robinson, DO, DVM, MS, CRPM, FAAMA and Timothy Holt, DVM, cVMA
The program includes one 4-hour session of in-person learning.

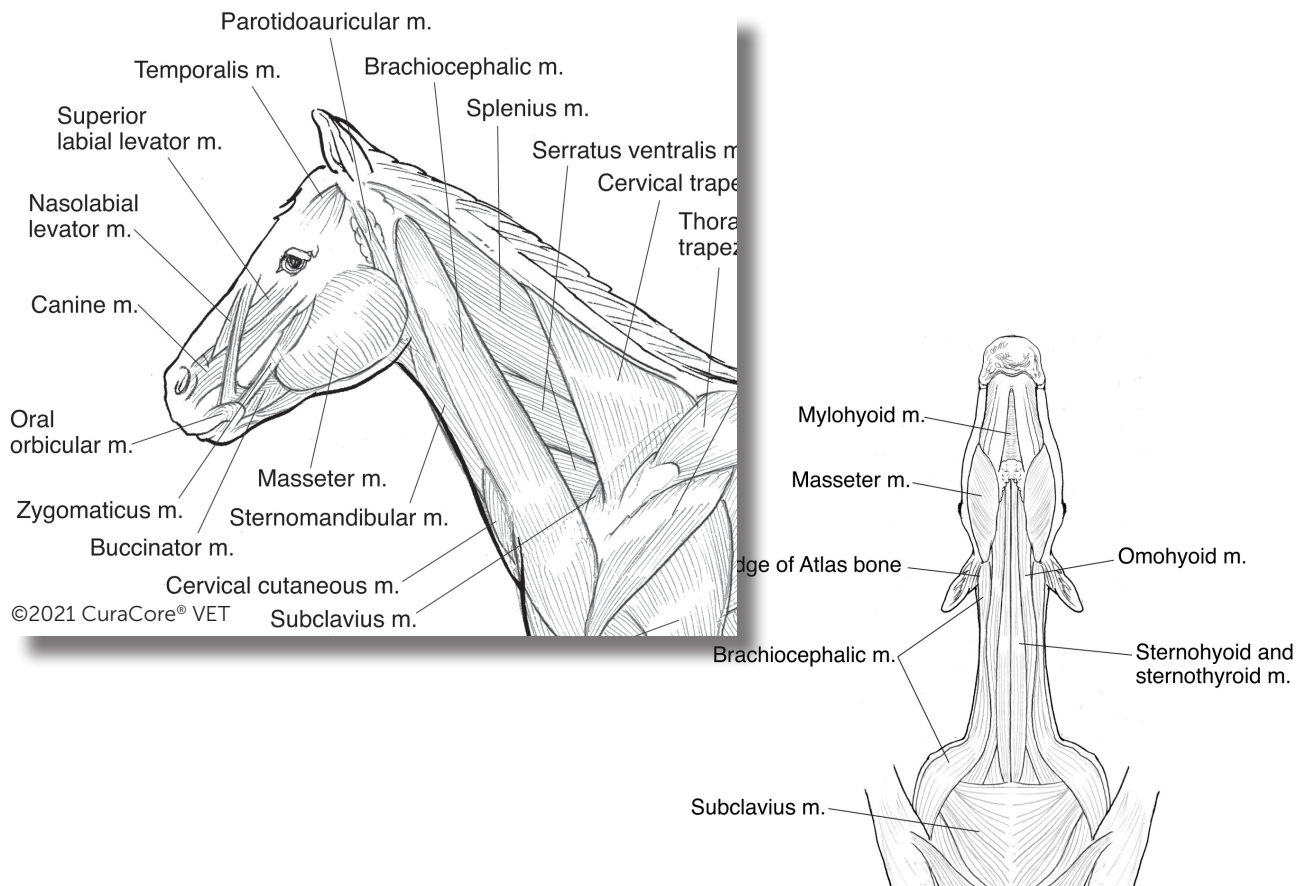
Equiken® models, along with all supplies, will be available for use by students at CuraCore Academy. Cost of the program includes lunch, refreshments, and course notes.

ANATOMY IN CLAY®, *EQUIKEN®*, and *CANIKEN®* are registered trademarks managed by Zahourek Systems Inc. Authorization for limited copyright and trademark use is licensed by Zahourek Systems Inc., a sole provider of *ANATOMY IN CLAY®* Learning System. www.anatomyinclay.com



LEARNING OBJECTIVES

- Identify the locations, indications, actions, and myofascial relationships of points on the head and neck.
- Describe issues pertaining to safety of point activation with needling, laser, and electrical stimulation.
- List significant myofascial structures responsible for painful conditions of the head and neck.



September 20, 2023, 12:00pm - 4:00pm, lunch included.

In-person at CuraCore Academy, 4007 Automation Way, Fort Collins, CO 80525

Open to all licensed veterinarians, veterinary students, and veterinary technicians.

Excellent addition for our Medical Acupuncture for Veterinarians Equine Clinical Intensive students!

STRUCTURE AND FUNCTION - INSEPARABLE PARTNERS.

THE MORE YOU KNOW, THE BETTER YOUR OUTCOMES WILL BE.

curacore.org/vet/courses/acupuncture/



ANATOMY IN CLAY
LEARNING SYSTEM
The Mind Cannot Forget What The Hands Have Learned.™

Narda G. Robinson, DO, DVM, MS, CRPM, FAAMA



Dr. Robinson is a leading authority on scientific integrative medicine from a One Health perspective, with over two decades of practicing, teaching, and writing about integrative medical approaches in both veterinary and human osteopathic medicine.

In 1998, Dr. Robinson launched Colorado State University's first integrative medicine service and for eight years directed CSU's Center for Comparative and Integrative Pain Medicine. Over the past two decades, Dr. Robinson has taught a variety of popular, scientifically based continuing education courses, ranging from medical acupuncture and massage to botanical and photomedicine.

Dr. Robinson holds a Bachelor of Arts (AB) degree from Harvard/Radcliffe, a doctorate in osteopathic medicine (DO) from the Texas College of Osteopathic Medicine, and a doctorate in veterinary medicine (DVM) and master's degree in biomedical sciences (MS) from the Colorado State University College of Veterinary Medicine and Biomedical Sciences. She is a fellow within the American Academy of Medical Acupuncture (AAMA). She also as served on the American Board of Medical Acupuncture, the board-certifying organization for physician medical acupuncturists, and the AAMA Board of Directors.



Timothy Holt, DVM, cVMA

Dr. Tim Holt graduated from CSU in 1988. He worked in a mixed practice in Gunnison, CO for 15 years. Dr. Holt began incorporating complementary care into the practice in 1998. In 2004, he started working in large animal livestock at the Veterinary Teaching Hospital at CSU. Dr. Holt continues to practice conventional medicine and surgery, but adds complementary care as well.

For More Information Contact:

Info@CuraCore.org

970.818.0851

Fort Collins, CO 80525

